

# 財務摘要

## Financial Highlights

### 綜合 CONSOLIDATED

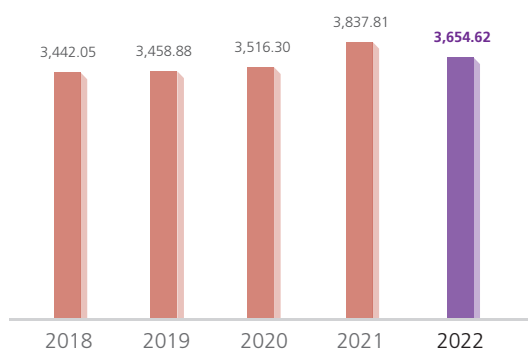
港幣千元單位列示 Expressed in thousands of Hong Kong dollars

		2022	2021	增加/(減少) Increase/(Decrease)	
溢利	Total Profit	<b>3,908,314</b>	3,231,087	677,227	20.96%
資本總額	Total Equity	<b>62,171,639</b>	66,333,924	(4,162,285)	(6.27%)
存款總額	Total Deposits	<b>365,462,464</b>	383,781,386	(18,318,922)	(4.77%)
總資產	Total Assets	<b>541,677,038</b>	536,331,000	5,346,038	1.00%
平均資產回報率	Return On Average Assets	<b>0.73%</b>	0.62%	—	—
平均資本回報率	Return On Average Equity	<b>6.15%</b>	4.99%	—	—

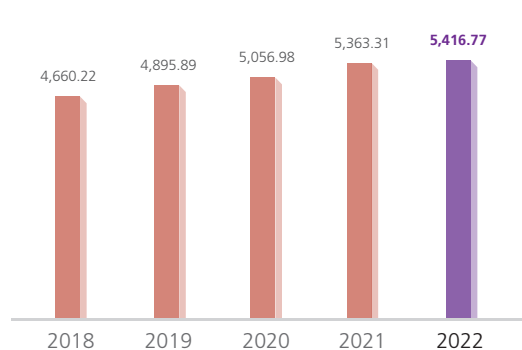
## 5年財務概要

### 5-Year Financial Statistics

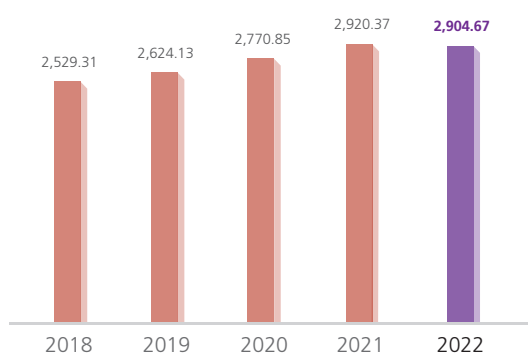
綜合各項存款  
CONSOLIDATED DEPOSITS  
億元港幣 HK\$ (in Hundred Million)



綜合總資產  
CONSOLIDATED TOTAL ASSETS  
億元港幣 HK\$ (in Hundred Million)



綜合各項貸款及其他賬項  
CONSOLIDATED ADVANCES &  
OTHER ACCOUNTS  
億元港幣 HK\$ (in Hundred Million)



綜合資本總額  
CONSOLIDATED TOTAL EQUITY  
億元港幣 HK\$ (in Hundred Million)

