

財務摘要 Financial Highlights



綜合 CONSOLIDATED

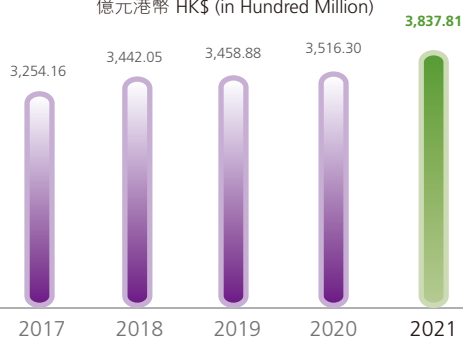
港幣千元單位列示 Expressed in thousands of Hong Kong dollars

		2021	2020	增加／(減少) Increase/(Decrease)	
溢利	Total Profit	3,231,087	3,815,270	(584,183)	(15.31%)
資本總額	Total Equity	66,333,924	63,027,721	3,306,203	5.25%
存款總額	Total Deposits	383,781,386	351,629,928	32,151,458	9.14%
總資產	Total Assets	536,331,000	505,698,161	30,632,839	6.06%
平均資產回報率	Return On Average Assets	0.62%	0.77%	—	—
平均資本回報率	Return On Average Equity	4.99%	6.49%	—	—

5年財務概要 5-Year Financial Statistics

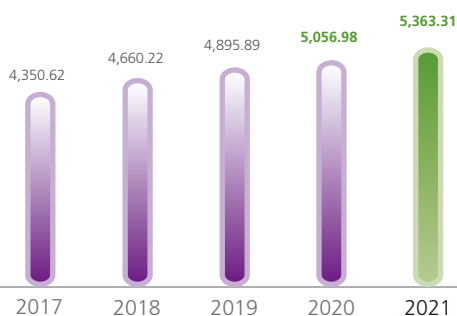
綜合各項存款 CONSOLIDATED DEPOSITS

億元港幣 HK\$ (in Hundred Million)



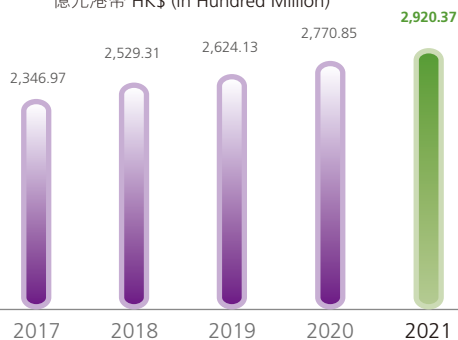
綜合總資產 CONSOLIDATED TOTAL ASSETS

億元港幣 HK\$ (in Hundred Million)



綜合各項貸款及其他賬項 CONSOLIDATED ADVANCES & OTHER ACCOUNTS

億元港幣 HK\$ (in Hundred Million)



綜合資本總額 CONSOLIDATED TOTAL EQUITY

億元港幣 HK\$ (in Hundred Million)

