

綜合 CONSOLIDATED

港幣千元單位列示 Expressed in thousands of Hong Kong dollars

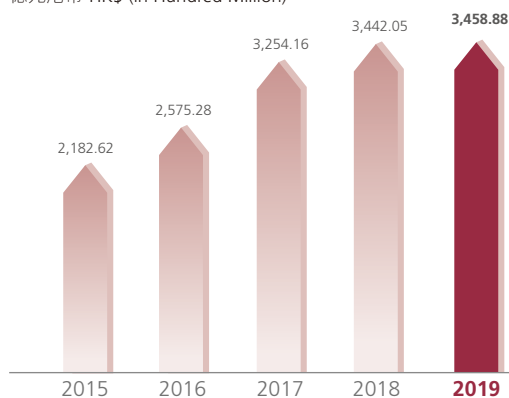
		2019	2018	增加／(減少) Increase/(Decrease)	
溢利	Total Profit	3,951,296	3,977,500	(26,204)	(0.66%)
資本總額	Total Equity	58,790,792	55,194,803	3,595,989	6.52%
存款總額	Total Deposits	345,887,782	344,204,939	1,682,843	0.49%
總資產	Total Assets	489,588,847	466,021,705	23,567,142	5.06%
平均資產回報率	Return On Average Assets	0.73%	0.76%	–	–
平均資本回報率	Return On Average Equity	7.30%	7.74%	–	–

5年財務概要 5-Year Financial Statistics

綜合各項存款

CONSOLIDATED DEPOSITS

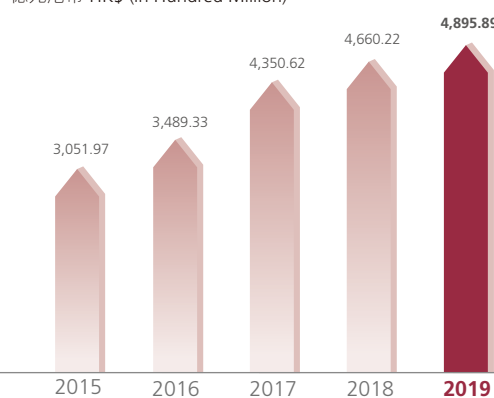
億元港幣 HK\$ (in Hundred Million)



綜合總資產

CONSOLIDATED TOTAL ASSETS

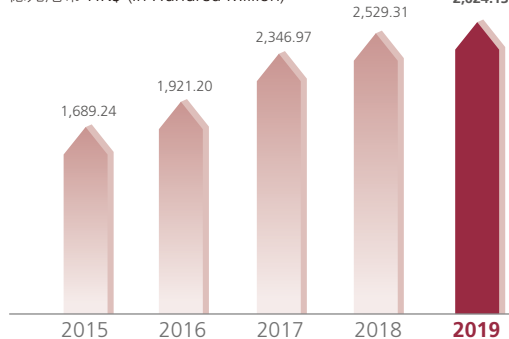
億元港幣 HK\$ (in Hundred Million)



綜合各項貸款及其他賬項

CONSOLIDATED ADVANCES & OTHER ACCOUNTS

億元港幣 HK\$ (in Hundred Million)



綜合資本總額

CONSOLIDATED TOTAL EQUITY

億元港幣 HK\$ (in Hundred Million)

