

# 財務摘要

## Financial Highlights

### 綜合 CONSOLIDATED

港幣千元單位列示 Expressed in thousands of Hong Kong dollars

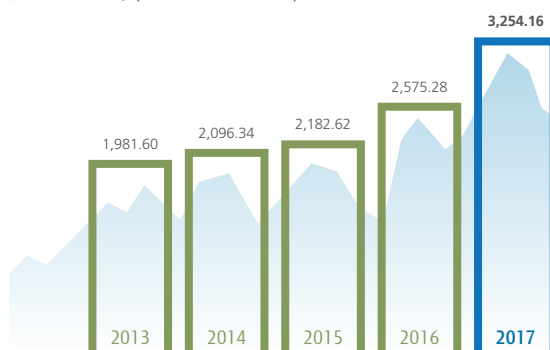
		2017	2016	增加／(減少) Increase/(Decrease)	
溢利	Total Profit	<b>3,256,232</b>	2,747,377	508,855	18.52%
資本總額	Total Equity	<b>52,089,080</b>	38,684,968	13,404,112	34.65%
存款總額	Total Deposits	<b>325,415,639</b>	257,527,530	67,888,109	26.36%
總資產	Total Assets	<b>435,062,138</b>	348,932,709	86,129,429	24.68%
平均資產回報率	Return On Average Assets	<b>0.77%</b>	0.84%	-	-
平均股東資金回報率	Return On Average Shareholders' Funds	<b>7.42%</b>	7.25%	-	-

## 5年財務概要

### 5-Year Financial Statistics

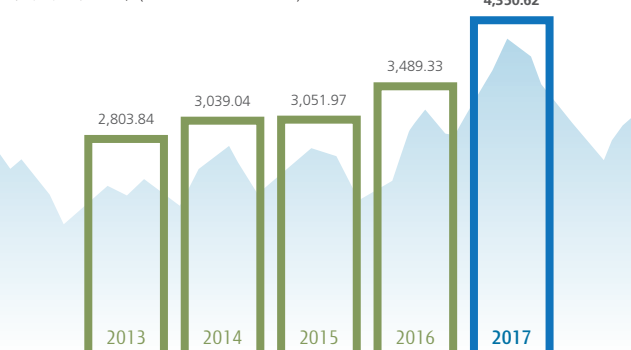
#### 綜合各項存款 CONSOLIDATED DEPOSITS

億元港幣 HK\$ (in Hundred Million)



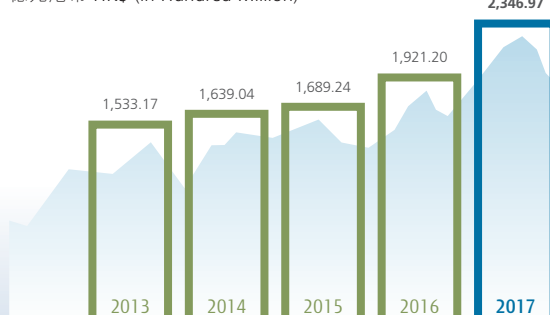
#### 綜合總資產 CONSOLIDATED TOTAL ASSETS

億元港幣 HK\$ (in Hundred Million)



#### 綜合各項貸款及其他賬項 CONSOLIDATED ADVANCES & OTHER ACCOUNTS

億元港幣 HK\$ (in Hundred Million)



#### 綜合資本總額 CONSOLIDATED TOTAL EQUITY

億元港幣 HK\$ (in Hundred Million)

